



# TunePat Any Audiobook Converter

## User Manual

### Overview

- [Introduction](#)
- [Key Features](#)
- [System Requirements](#)

### Purchase & Registration

- [Purchase TunePat Any Audiobook Converter](#)
- [Register TunePat Any Audiobook Converter](#)

### Installation & Interface

- [Installation](#)
- [Main Interface](#)
- [Menu](#)

### Tutorials

- [Add Audiobook from Audible Library](#)
- [Change the Output Settings](#)
- [Convert & Download Audiobooks to MP3, M4A, M4B](#)
- [Tools](#)

### Technical Supports

- [Support](#)
- [Contact](#)



## Overview

- [Introduction](#)
- [Key Features](#)
- [System Requirements](#)

## Introduction

Thanks for using TunePat Any Audiobook Converter!

[TunePat Any Audiobook Converter](#) is a specialized audiobook converter for Audible, which can convert audiobooks from the Audible library or local AA & AAX audiobooks to M4A, M4B, and MP3 formats. Based on unique conversion technology, TunePat can convert audiobooks at up to 300X faster speed, and keep the original audio quality, chapters, and ID3 tags as well. By using TunePat Any Audiobook Converter, you can play audiobooks on any player you like without any limitations.

## Key Features

- Convert the purchased audiobooks and audiobooks/podcasts under Audible Plus services.
- Support converting AA/AAX audiobooks to M4A/M4B/MP3 format.
- Keep the original audio quality of the audiobooks.
- Proceed with the conversion at a 300X faster speed.
- Detect and generate accurate audiobook ID3 tags, including Title, Artist, Author, Year, Genre, and more.
- Intelligent splitting of local audiobook files: by chapter, equally into X files, or divided into one file every X hours or X minutes.
- Enable to enjoy Audible audiobooks offline on any device.

## System Requirements

### ➤ Windows Computer

- Windows 7 or above (32 bits or 64 bits);
- 1GHz processor or above;
- 512 megabytes (MB) or higher of RAM;
- 1GB of available hard-disk space or higher;



## Tutorial of TunePat Any Audiobook Converter

---

- 1024\*768 resolution display or higher Monitor.



### **macOS Computer:**

- macOS 10.15 or above;
- 1GHz processor or above;
- 512 megabytes (MB) or higher of RAM;
- 1GB of available hard-disk space or higher;
- 1024\*768 resolution display or higher Monitor.



## Purchase & Registration

- [Purchase TunePat Any Audiobook Converter](#)
- [Register TunePat Any Audiobook Converter](#)

### ➤ Purchase TunePat Any Audiobook Converter

- To buy a license key for **TunePat Any Audiobook Converter Windows**, click [here](#).
- To buy a license key for **TunePat Any Audiobook Converter Mac**, click [here](#).


### 1. Why Should I buy TunePat Any Audiobook Converter?

The trial version permits users to convert only the initial 60 seconds of each audiobook. Upon buying the license, a registration email, along with a code, will be sent to unlock all limitations.

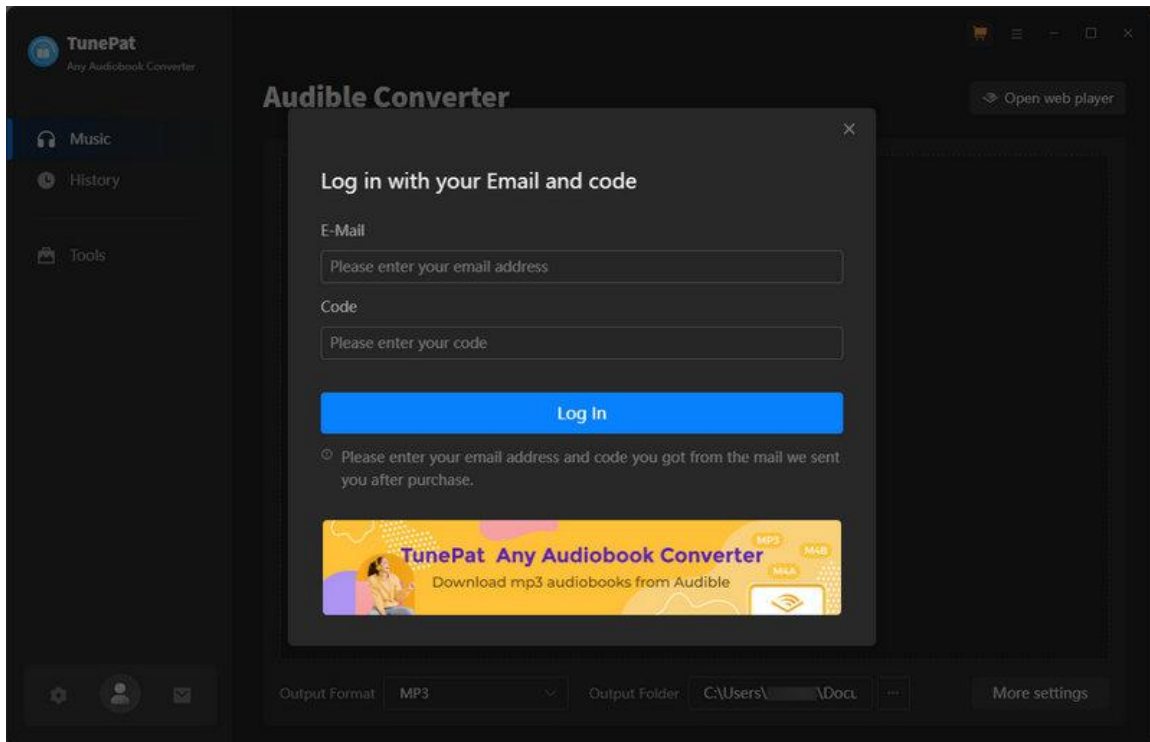
### 2. What Benefits do we have after Registration?

- Unlimited use without any function restrictions.
- FREE upgrades to the latest versions of the same product.
- FREE technical support.

### ➤ Register TunePat Any Audiobook Converter

**Step 1:** Click on the "  icon > **Log In**". This will open the registration window below, where you can complete the registration process.

**Step 2:** Copy and paste the registration email and code into the registration pop-up window, then click "**Register**".



## TIPS:

1. We suggest you simply copy & paste the Registration information into the pop-up dialog.
2. Make sure both Registration Email and Registration key are provided by our company after purchasing. If you have not paid, please click "**Buy Now**" to finish the payment and get the license.
3. Please make sure the Registration Email and Registration key you entered are complete, and do not insert any blank before or after them. Otherwise, normal registration will not be possible.
4. The license is not shared between Windows and Mac, and a license key can only be used on one device.
5. If you need to replace the computer, please contact the TunePat customer service team by email to help you deal with it. If you register and use on multiple devices at the same time, the registration code will become invalid and you cannot register successfully.
6. In the case of subscription renewal, then complete the registration by these steps: Click on the "Register" option → Choose "**Renew License**" → Enter the E-mail and the new code you have received on the renewal date. → Tap on "**Confirm**".



## Installation & Interface

- **Installation**
- **Main Interface**
- **Menu**

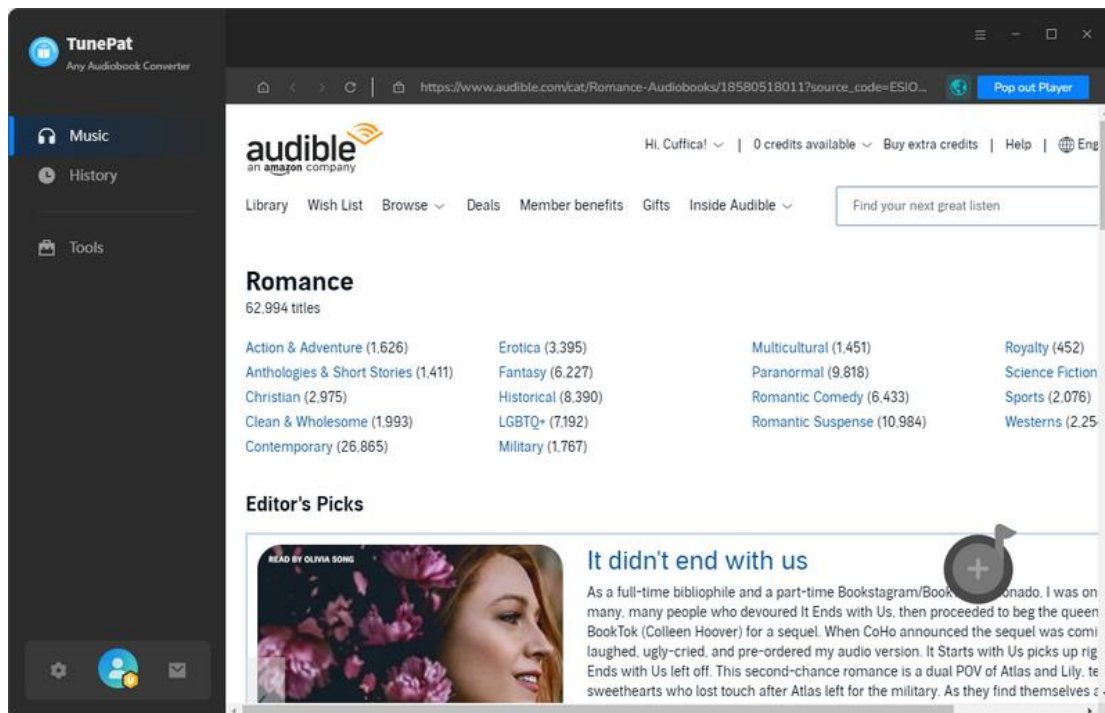
### ➤ Installation

To install this product, please refer to the following steps:

1. Download the latest version of TunePat Any Audiobook Converter through [Download Center](#).
2. Double click the “any-audiobook-converter.exe” or “any-audiobook-converter.zip” file to accomplish a "single-click install".
3. After installing, you can double-click TunePat icon to launch the program.


### ➤ Main Interface

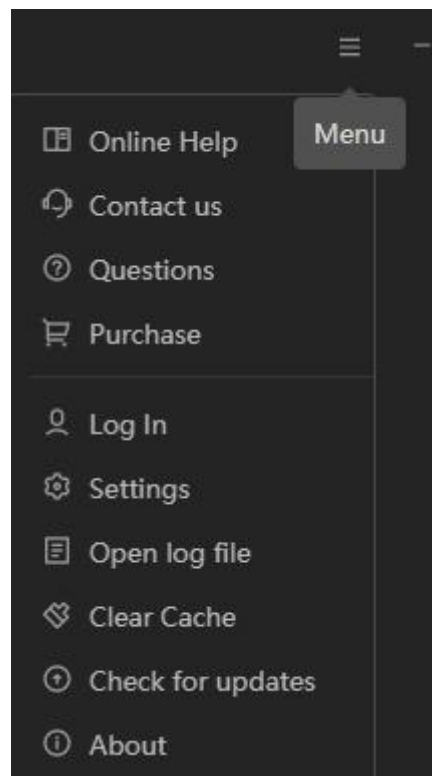
Run TunePat Any Audiobook Converter, you will see the main interface as below.





## ➤ Menu

After clicking the **Menu** button  on the upper right corner of the interface, you'll see the drop-down list as the following picture. Here you can check for update when a new version is available, contact us when you need help, clear cache, open log files, check the version number, and etc.



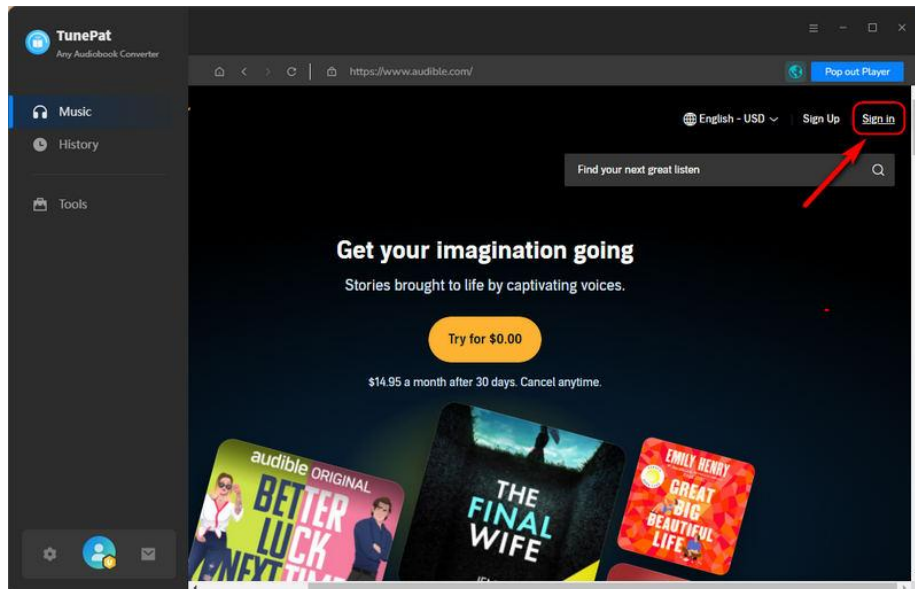


## Tutorials

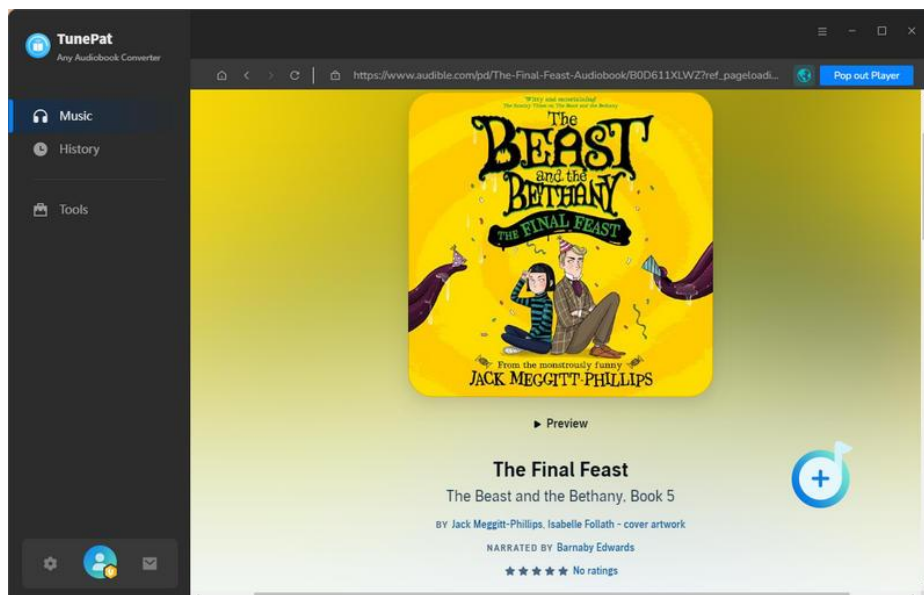
- Add Audiobook from Audible Library
- Change the Output Settings
- Convert & Download Audiobooks to MP3, M4A, M4B
- Tools

### ➤ Add Audiobook from Audible Library

Upon opening TunePat, the Audible window will appear automatically. You can click “**Keep in Converter**” or “**Pop out Player**” to make the Audible Online Library window embedded in the program or outside the program. Select the “**Sign in**” button and log in to your Audible account.



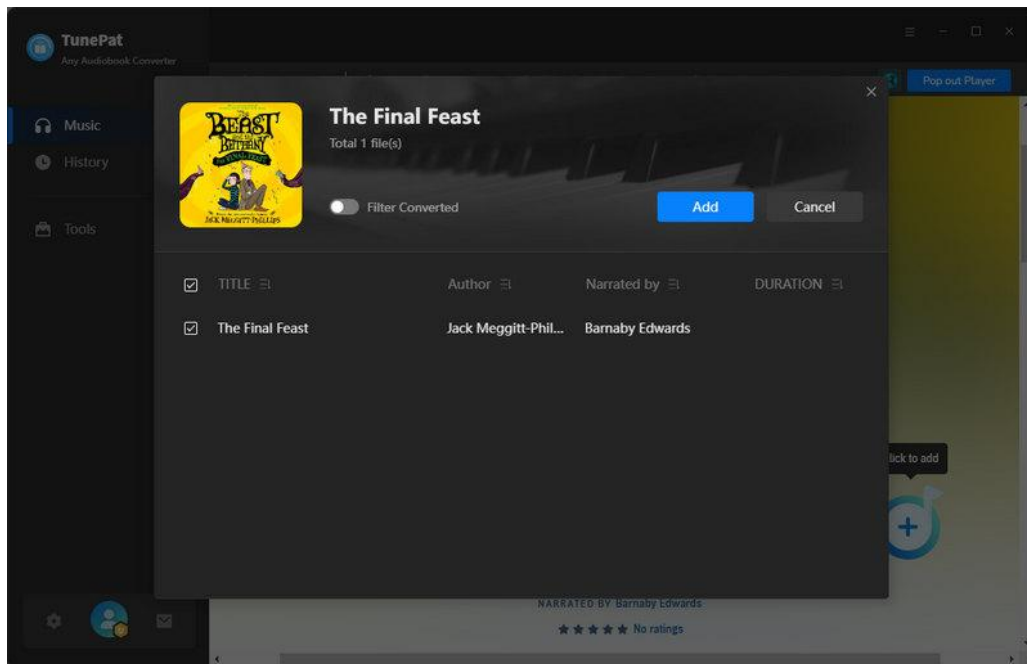
Search for the audiobook that you wish to convert. Click the blue “**Click to add**” button on the lower right side, and TunePat will detect and read all of the titles on the current page.





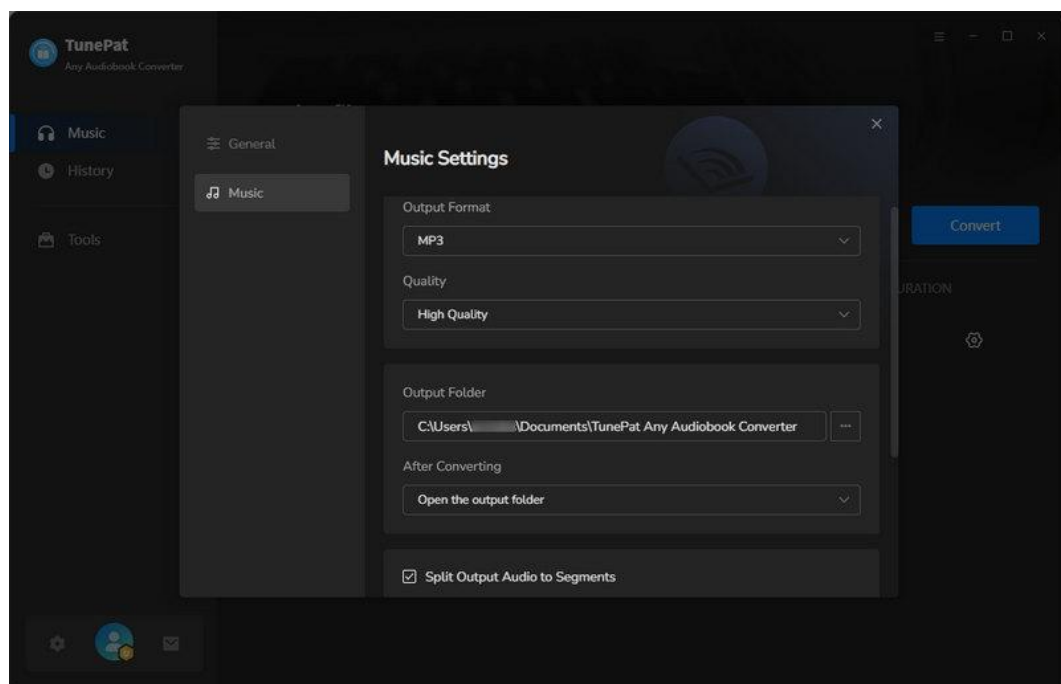
## Tutorial of TunePat Any Audiobook Converter

They will be listed in a pop-up window, with all titles being selected by default. You can manually select the audiobook you need by clicking on it, then click “**Add**” to add the audiobook to the interface.



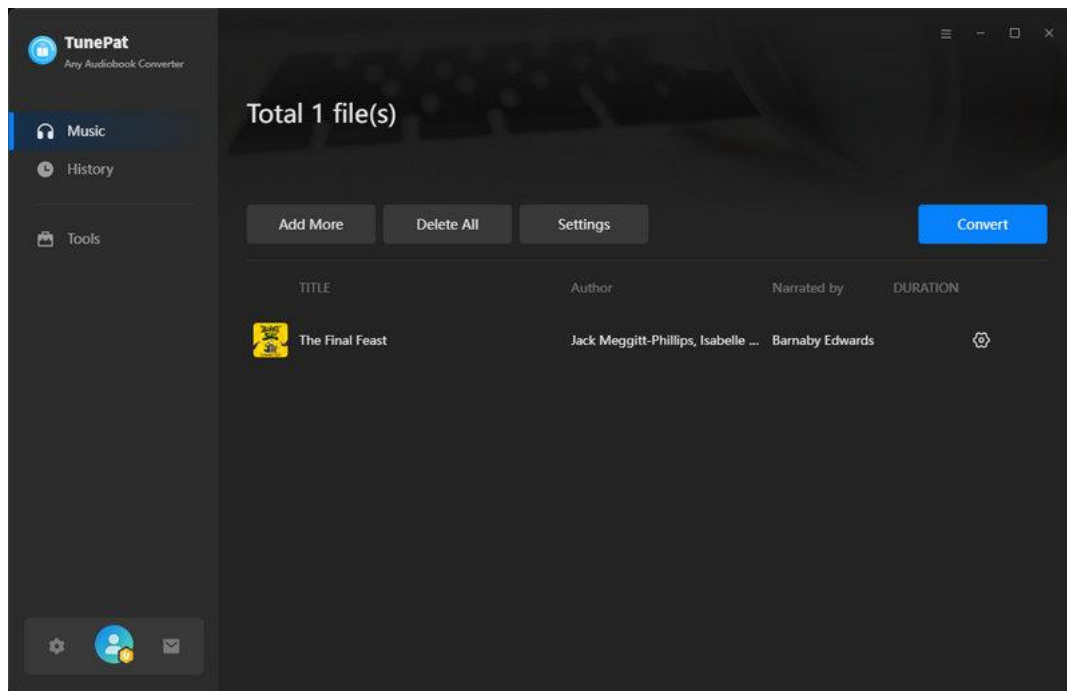
### ➤ Change the Output Settings

Click on the settings icon on the lower left corner. Here you can choose to save the audiobooks as the original format or change the format as **M4A**, **M4B**, or **MP3**, and set the audio quality as **High Quality** or **Small Size**.

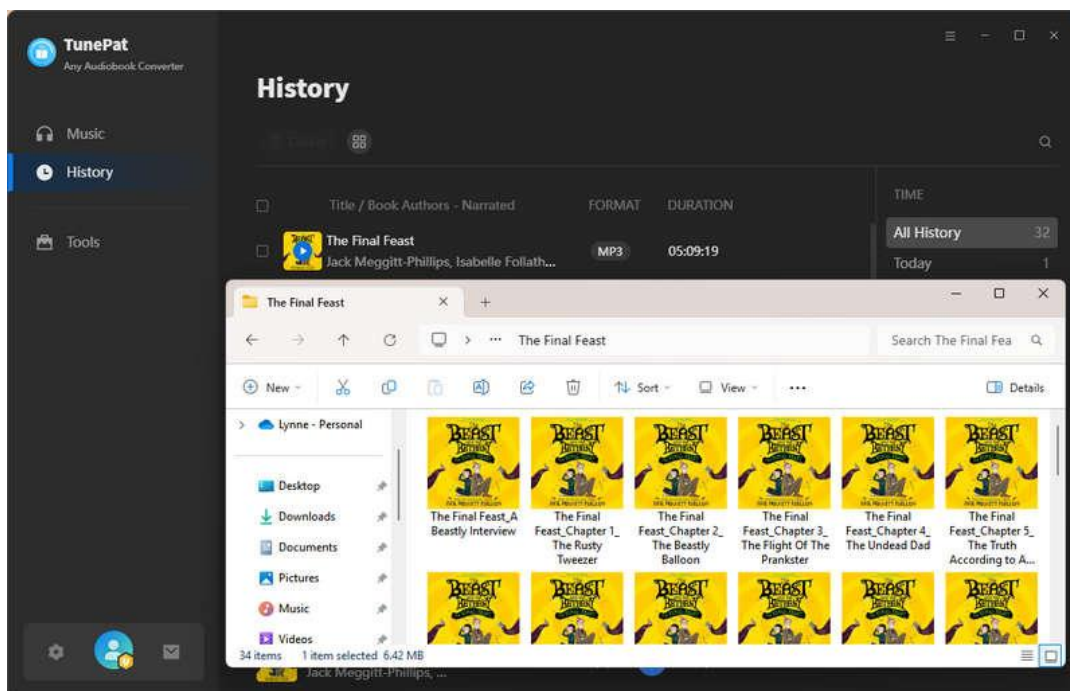


## ➤ Convert & Download Audiobooks to MP3, M4A, M4B

Previously selected audiobooks are displayed here. Click the **“Add More”** button to add more titles for conversion in one go. Click **“Convert”** to commence the process.



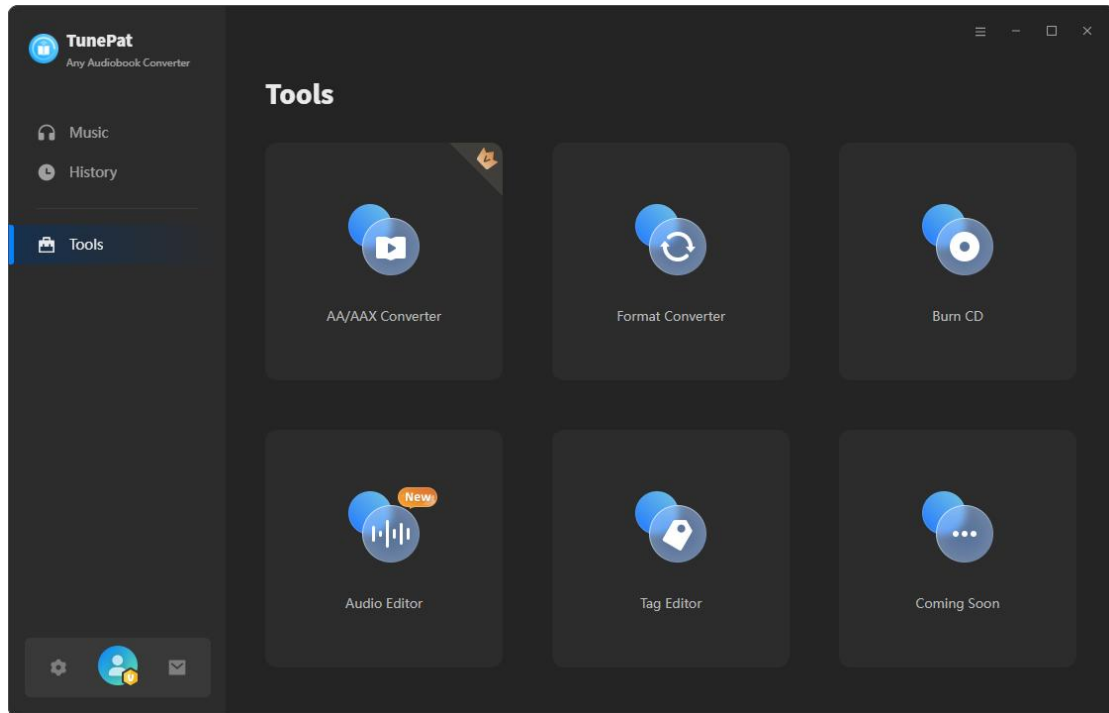
Once the conversion is finished, you can access the **“History”** module to view the converted books or simply click on the Folder icon to locate and play the files directly from the local folder.





## ➤ Tools

The Tools section of TunePat Any Audiobook Converter gives users access to several useful features. The AA/AAX Converter (*This tool is only available to paid users of TunePat Any Audiobook Converter.*) is to help users convert the purchased audiobooks that you have downloaded onto your computer to common formats, such as MP3, etc. The [Tools](#) module also has other free tools.





## Technical Supports

- **Support**
- **Contact**

### ➤ **Support**

For more information, please visit TunePat's Official Website!

**Homepage:** <https://www.tunepat.com/>

**Product Page:** <https://www.tunepat.com/any-audiobook-converter.html>

If you meet any problem, you may help yourself with TunePat FAQ!

**FAQS Page:** <https://www.tunepat.com/support/faq-audiobook-converter.html>

**Support Page:** <https://www.tunepat.com/online-help/any-audiobook-converter.html>

### ➤ **Contact**

If you encounter any problem when using our products, please contact TunePat technical support team for further assistance. Technical support inquiries, suggestions, feedback, proposals, compliments, or even criticism, are all welcome.

We are always ready to serve you with prompt and useful email support. From Monday to Sunday, we will reply your emails within 48 hours. Please allow time lag due to different time zones.

**Support Email:** [support@tunepat.com](mailto:support@tunepat.com)